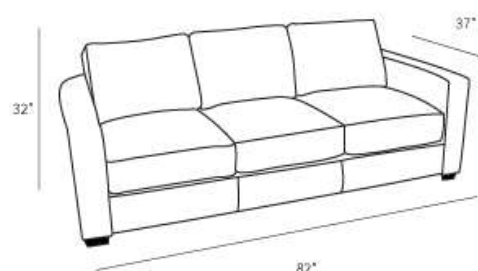


# Elaine



## Description



### Overall Dimensions

Arm Height	23.5"
Arm Width	6"
Seat Height	18.5"
Seat Depth	22.5"

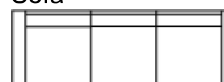
## Details

- Available in premium Italian top & full grain leathers or premium quality fabrics
- Handcrafted in Toronto, Canada by Rosedale Seating
- Standard depth and length
- Kiln-dried Canadian ethically sourced hardwood
- Eco-friendly construction
- Double-doweled frame
- Corner block joinery
- Evenly suspended steel springs
- Most styles available as 3 seat cushions & 3 back cushions or 2 seat cushions & 2 back cushions or bench seat & 2 back cushions
- Choose standard fills: Super soft , tahoe, medium, firm (poly fiber wrapped around a soya-based high density foam core)
- Down Topper (down, feather wrapped around a high density foam core)
- Premium fill: Feather Deluxe (down, feather envelope encased in commercial grade foam core)
- Ultra cell foam (high density foam designed for commercial and contract use)
- All furniture available with y our choice of over 20 decorative nail options in varying sizes and colours. There is also the ability to omit studs from any piece
- Wood block feet available in multiple sizes and finishes. Chrome and brushed steel legs also a vailable in multiple sizes
- Rosedale Seating Leather and Fabric Furniture offers you a lifetime warranty on the construction and springs on your piece. To find out more about the best warranty in Canada, please visit our "Construction" page.

## Measurements

Length Depth Height


### Sofa



82" 37" 32"

### Also Available in:

### X-Long Sofa



102" 37" 32"

### Condo



73" 37" 32"

### Loveseat



59" 37" 32"

### Chair



35" 37" 32"

### Chair (Oversize)



47" 37" 32"

### Swivel Chair



35" 37" 32"

**\*All measurements are approximate**